

Mark Thorson
 23725 W. County Farm Road
 Shorewood, IL 60431
 Phone: (815) 272-9154



At Kinder Morgan our first priority is the same as yours— public safety. While we design, install, test, operate, and maintain our pipelines to meet or exceed regulatory standards, we believe in comprehensive planning in the unlikely event of an incident.

In emergency situations, we have the same priorities as local emergency responders; namely life, safety, incident stabilization, and property and environmental protection. We are further committed to ensuring that you have an awareness of our operations as well as our procedures in the event of an emergency. We envision our relationship with the emergency response community as a long-term partnership with common goals.

The following is intended to give you some fundamental information regarding pipeline incident response. We hope that you will keep it readily accessible for future reference. It is not intended to take the place of our periodic ongoing interface during which we have the opportunity to discuss our mutual response capabilities.

LOCATING PIPELINES IN YOUR COMMUNITY

Pipeline markers are located along the right-of-way, at road intersections, waterways, railroad crossings and all above ground facilities. These signs identify the general area but not the exact location of the pipeline. They specify the type of product transported, the operators name and emergency contact number.

The federal government provides access to maps of transmission pipelines in your community through the **National Pipeline Mapping System** at www.npms.phmsa.dot.gov. Government

and safety officials can access additional information and download electronic files to import into emergency preparedness GIS mapping systems.

KINDER MORGAN CARES ABOUT YOUR SAFETY

We want you to be aware of our pipelines. We ask for your help in preventing accidental damage to pipelines. Kinder Morgan supports the Nation’s Homeland Security efforts and Kinder Morgan encourages you to immediately notify and report any suspicious persons and/or activities near the pipeline to your local law enforcement authorities by calling 911.

**EMERGENCY CONTACT:
 1-800-733-2490**

PRODUCTS/DOT GUIDEBOOK ID#/GUIDE#:
 Natural Gas 1971 115

**INDIANA
 COUNTIES OF OPERATION:**

Lake

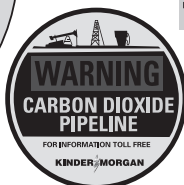
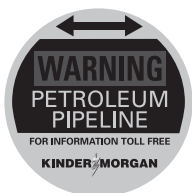

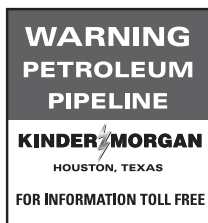
Changes may occur. Contact the operator to discuss their pipeline systems and areas of operation.

WORKING TOGETHER TO PROTECT PIPELINES & RIGHT-OF-WAYS

In addition to 24-hour monitoring and on-going safety and security procedures, Kinder Morgan relies on you, the local emergency responder, to notify Kinder Morgan when you observe potential right-of-way restriction violations or potential damage to our facilities, which could endanger public safety. We support your enforcement of “Call Before You Dig” requirements in states where they apply.

Excavation activity is the most common cause of serious pipeline damage. In most states, residents, excavators and farmers are required by law to call 811 or their local One-Call center at least two or three working days before starting an excavation project to have underground utilities marked. Refer to your state-specific One-Call laws for more information.

Unauthorized use, such as building or planting, in the pipeline right-of-way is known as encroachment. Kinder Morgan regularly conducts maintenance to trim trees and remove shrubs or structures that prohibit the company from clearly viewing the pipeline corridor during aerial or foot patrols and regular maintenance activities.



Please contact us if you know of places where trees, plants or structures are located on the pipeline right-of-way or if you see individuals digging in areas where underground utilities are not marked with flags.

SIGNS OF A PIPELINE LEAK OR RUPTURE

The following are indications of a possible pipeline leak:

- Brown or discolored vegetation amid healthy plants
- Dirt being blown into the air
- Colorful sheens on water surfaces
- Fire at or below ground level
- Stains or pools of hydrocarbons not usually present in the right-of-way
- Bubbles coming from bodies of water
- A loud roar or hissing sound
- Distinctive petroleum type odors or the smell of mercaptan or sulfur (rotten eggs)
- A dense white cloud or fog

On occasion, a pressure-relieving device may activate at a natural gas or CO₂ above ground pipeline facility. **These devices are acting as designed to relieve pressure on the system to prevent over pressurization.** Under no circumstances should a pressure relieving device be capped or valved off.

PIPELINE INCIDENT RESPONSE TACTICS

The list below summarizes emergency response tactics to implement when you respond to a pipeline incident.

1. Assess the situation

- Approach with caution from upwind location.
- Isolate and secure the area.
- Employ ICS.
- Identify hazards.
- Identify and contact the pipeline operator using the emergency number listed on the pipeline marker.

2. Protect people, property & the environment

- Establish isolation zones and set up barriers.
- Rescue and evacuate people (if needed).
- Eliminate ignition sources.

- Stage apparatus and equipment based on atmospheric monitoring and weather conditions.
- If liquid products are involved, use appropriate defensive Hazardous Waste Operations & Emergency Response (HA2WOPER) procedures such as installing dikes and dams, if trained and equipped.
- Control fires, vapor and leaks. Do not extinguish burning fires. Protect exposures and coordinate isolation operations with pipeline personnel.
- Do not operate (open or close) valves or other pipeline equipment.
- Employ containment techniques if personnel are trained, equipped and it is safe to do so.
- Designate a safe location for bystanders and the media.

3. Call for assistance as needed

- Contact your local emergency response organization and/or national resources if needed.

Refer to PHMSA's Emergency Response Guidebook at: <http://hazmat.dot.gov/pubs/erg/guidebook.htm> for additional information.

ADDITIONAL INFORMATION:

National Pipeline Mapping System
www.npms.phmsa.dot.gov

NASFM's "Pipeline Emergencies"
www.pipelineemergencies.com

PHMSA Emergency Response Guidebook
<http://hazmat.dot.gov/pubs/erg/guidebook.htm>

Kinder Morgan Public Awareness
www.kindermorgan.com/public_awareness